



MYSON



TRV II™ Radiator Valves

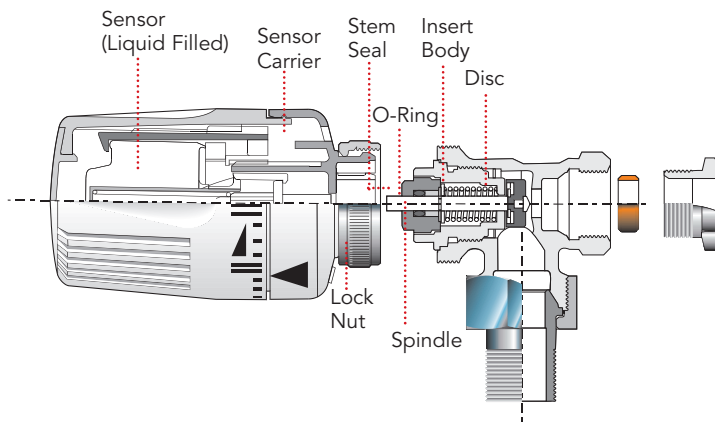


heatingthrough**innovation.**

Now you can control temperatures room by room!

Myson TRV II Radiator Valves provide a cost-effective method of achieving better energy efficiency by allowing you to control temperatures in your house, room by room.

Choose the precise temperature you want in each room and the Myson TRV II automatically maintains it. It's quick and easy to have the Myson TRV II installed: there's no complicated plumbing and the cost is amazingly small compared to the savings you'll see in your heating bills year after year.



Comfort, safety & durability

The Myson TRV II:

- Controls the level of heat in individual rooms, much like a zone valve;
- Automatically shuts off when the need for heat is satisfied;
- Has a locking or limited range adjustment to prevent tampering;
- Provides optimum comfort while reducing energy waste and heating costs.

Technical Data:

- For Hot Water Systems Only
- Maximum Operating Pressure 145 psi
- Maximum Water Temperature 248°F
- Conforms to ISO 9002
- Liquid-Filled Sensor Element
- Time Constant: 26 min
- Hysteresis <2°F
- Setting Ambient Range 46°F to 83°F
- Normal Setting 68°F
- Frost Setting 46°F
- Maximum Differential Pressure 8 psi

The Myson TRV II Valve incorporates a notched economy position (set at 68°F) which gives a warning when the valve is turned to higher temperatures.




heating through

TRV II Valve

This is how Myson's unique TRV II Valve works:

- Each TRV II has a sensor element which consists of a liquid-filled capsule with an immersed bellows and push rod;
- As the ambient temperature rises, the liquid in the sensor's metal capsule expands and compresses the bellows, causing the integral push rod to close the valve;
- As the room's ambient temperature drops, the liquid in the capsule contracts, allowing the bellows to retract the push rod to open the valve.



Added Benefit:

Another special feature of the TRV II is its two integral locking pins, allowing you to lock the temperature at one setting or limit it to a specific range of temperatures. Refer to Valve Accessories on page 7.

TRV II	A	B
2TRVHD	1-15/16"	3-9/16"

Setting range of temperature with proportional band of <4°F

*	I	II	III	IIII	●
42°F	50°F	57°F	64°F	72°F	79°F

Closing temperatures of the sensor

○	*	I	II	III	IIII	●
OFF	46°F	53°F	60°F	68°F	75°F	83°F



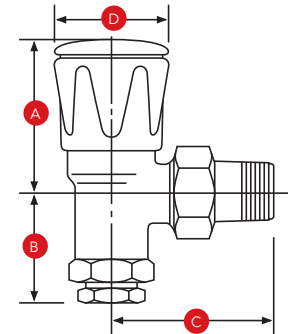
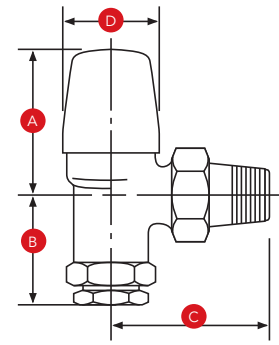
Myson Fullflow Range Valves

The MYSON Fullflow Heavyweight Valve is a high performance valve for providing on/off control.

The non-rising spindle mechanism uses a double O-ring seal capable of withstanding 145 psi at 245°F in either the full open or closed position. Because the applications to which the FullFlow is suited have higher operational demands, the mechanism has been ingeniously designed to allow maintenance while in service. The spindle may be removed for servicing while the plunger remains securely sealed, preventing sudden escapes of system water.

The FullFlow handwheel and lockshield cover are manufactured in high quality ABS and are screw-fixed to the valve spindle. The handwheel has a smooth appearance and easy-to-clean surface.

- Maximum operating pressure 145 psi
- Maximum water temperature 248°F
- Conforms to ISO-9002
- Available in high quality polished chrome finish.
- One valve for copper compression or iron pipe threads
- Double O-ring seal and non-rising spindle
- O-ring seal on union guarantees water tight seal
- Copper compression or female pipe thread inlet
- Outlet is 1/2" male BSPT
- All valves are shipped with the base tapped for nominal 1/2" threads and with a matching compression nut and ferrule.



FULLFLOW RANGE VALVES		G	A	B	C	D
WHEELHEAD ANGLE	FF16WAC	1/2"	2-5/32"	1-3/4"	2-5/32"	1-17/32"
LOCKSHIELD ANGLE	FF16LAC	1/2"	2-1/16"	1-3/4"	2-5/32"	1-3/8"

Lockshield Body for Two-Pipe Heating Systems

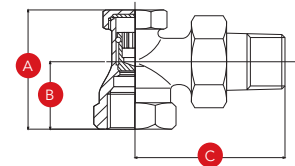
Myson offers two adjustable valve bodies for Two-Pipe Heating Systems: Vertical Angle and Straight Body

- Stamped Brass, Nickel Plated
- Maximum Operating Pressure 145 psi
- Maximum Water Temperature 248°F
- Copper compression or female pipe thread inlet
- Outlet is 1/2" male BSPT

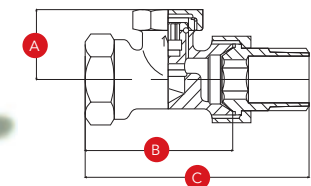
To determine flow through the lockshield valves, choose the body style* and design pressure drop in psi. The chart below shows the C_v^{**} factor for each style and valve setting. Use this equation to calculate flow:

$$\text{Flow}[\text{gpm}] = C_v \sqrt{\Delta P[\text{psi}]}$$

*Each valve body is shipped in the closed position
 ** C_v = gpm @ 1 psi differential pressure



VERTICAL ANGLE BODY		Size	A	B	C
LKD16AN		1/2"	1-3/4"	1-1/32"	2-1/4"



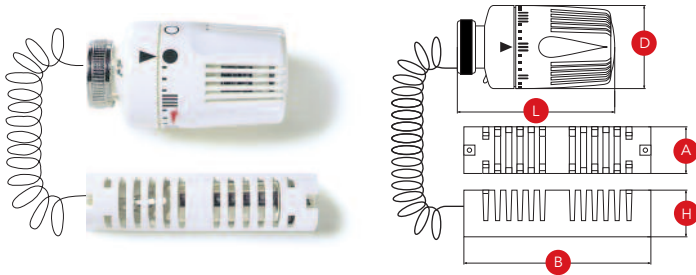
STRAIGHT BODY		Size	A	B	C
LKD16SN		1/2"	15/16"	2"	3-1/8"

TURNS	.25	.50	.75	1.0	1.25	1.50	1.75	2.0	2.25	2.50	2.75	3.0	3.25	3.50	3.75	4.0	4.25	4.50	4.75	5.0
Vertical Angle	0.22	0.36	0.55	0.80	0.96	1.10	1.26	1.51	1.71	1.88	2.07	2.29	2.46	2.62	2.76	2.97	3.13	3.31	3.43	3.57
Straight Body	0.29	0.35	0.43	0.51	0.61	0.71	0.79	0.87	0.97	1.06	1.13	1.20	1.27	1.32	1.36	1.40	1.43	1.45	1.47	1.48

Remote Sensor

Myson's Remote Sensor helps our valve do the job where a standard valve can't.

Use our Remote Sensor when valve placement makes it difficult or impossible to sense air temperature correctly, such as when it must be placed behind furniture or curtains, or when the valve is in direct sunlight. The TRV II is set and responds exactly as a standard valve, except that a length of capillary tubing connects the SENSOR to the VALVE.

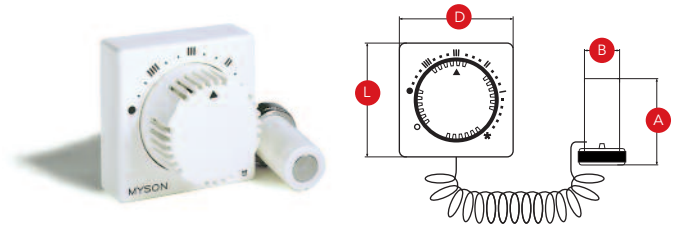


STANDARD CAPILLARY LENGTHS		A	B	D	H	L
6' 2TRVRS2	15' 2TRVRS5	1-1/8"	4-7/16"	1-15/16"	1-1/8"	3-9/16"

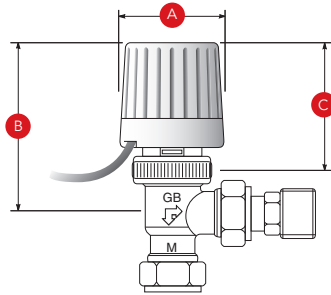
Remote Adjuster

Myson's Remote Adjuster allows easy temperature control where manual access to the valve would be difficult.

The Remote Adjuster can be wall-mounted anywhere from 6 to 15 feet away from the valve. The Remote Adjuster should be positioned where the air cannot continually pass freely over it.



STANDARD CAPILLARY LENGTHS		A	B	D	L
6' 2TRVRA2	15' 2TRVAS5	2-1/8"	1-9/32"	3-1/8"	3-1/8"



THERMO-ELECTRIC VALVE	A	B	C
2TRVEL 024	1/2"	1-3/4"	2-7/8"

Thermo-Electric Radiator Valves

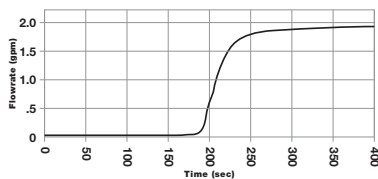
Myson Thermo-Electric Radiator Valves may be used to accurately control room temperature via a room thermostat or central control (thermostat and transformer are not provided).

These Myson Valves may be positioned behind long curtains, in boxes or in direct sunlight without loss of performance. The room thermostat is positioned on the optimal point on the wall and can be used to control one or more Thermo-Electric Valves, giving equal temperature regulation throughout the control zone.

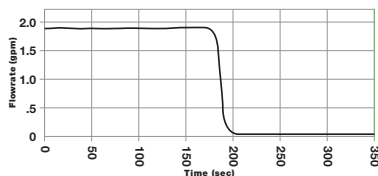
An integral indicator gives visual confirmation of whether the valve is open or closed.

Performance

24V Thermo-Electric Valve



Opening Curve



Closing Curve

Specifications

Electro Head	2 TRVEL 024
Operating Voltage	24V AC+/-10%
Electric Input	
-Temporary Operation (While Opening)	0.7A
-Continuous Operation	130mA,3W
Over Voltage Protection	Varistor
Operating Characteristics	Closed when no current
Opening Time	3 minutes
Closing Time	3 minutes
Strokes	.118" maximum
Ambient Temperature	122°F maximum
Cable Length	40"
Protection Class	Class II, IP41

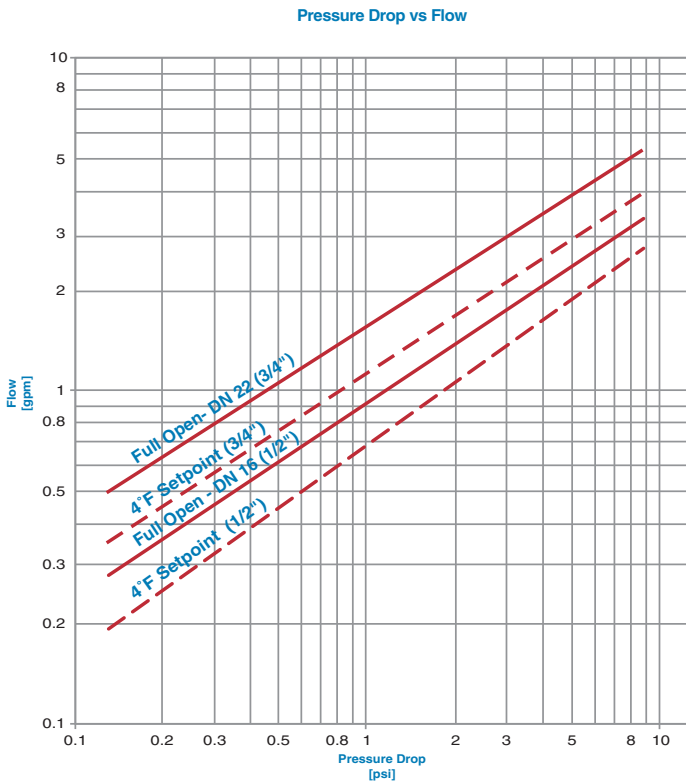
Thermostatic Body for Two-Pipe Heating Systems

The engineering of the Myson TRV II Thermostatic Radiator Valve Body allows the valve to operate correctly at all differential pressures, in either flow direction, without loss of performance. The Thermostatic Valve Body, for Two-Pipe Heating Systems, is available in a Vertical Angle, Straight, and Horizontal Angle Body.

Features:

- Nickel Plated, Stamped Brass Body
- Maximum Water Temperature 248°F
- Commissioning Cap - White
- Copper compression or female pipe thread inlet
- Outlet is 1/2" male BSPT

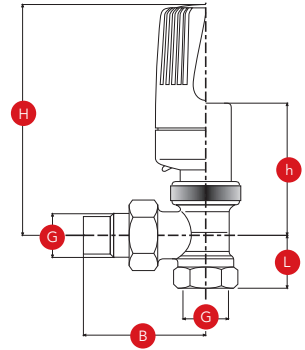
TRV II Flow Characteristics



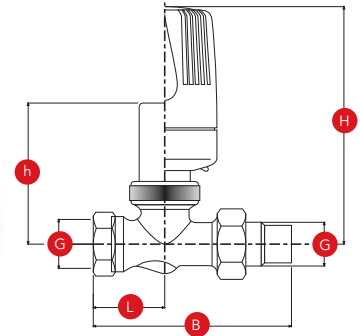
Note: The valve opening is determined by the temperature difference between the sensor (room temperature) and the setpoint on the valve. Typical design calls for a 4°F setpoint difference, i.e. when the room temperature at the sensor is 64°F and the TRVII is set at a control temperature of 68°F (the III setting), the flow through the valve can be determined by the 4°F Setpoint line shown in the figure above.

MYSON TRV valves maintain their quiet operation up to pressure drops of about 8 psi. To avoid water noise or chatter, good design practice suggests that design pressures be kept below this threshold.

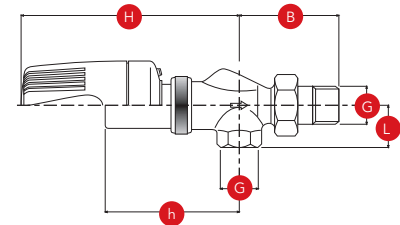
Vertical Angle Body



Straight Body



Horizontal Angle Body








VERTICAL ANGLE BODY	G	B	L	H*	h*
2TRV16ANP	1/2"	2-1/4"	1-1/16"	4-1/4"	2-15/16"

STRAIGHT BODY	G	B	L	H*	h*
2TRV16SNP	1/2"	3-3/4"	1-3/8"	4-7/16"	3-5/32"

HORIZONTAL ANGLE BODY	G	B	L	H*	h*
2TRV16INP	1/2"	2-1/16"	1-7/16"	4-1/2"	3-1/8"

H* fitted with 2TRV Head or 2TRV Head (Remote Sensor)
 h* fitted with 2TRV ADJ Head (Remote Adjuster)

Myson Parts & Accessories

Item	Product	Part Number	Description
	Male End Nut & Ferrule	2TRV16CNUT (1/2")	Nut with ferrule for compression assembly
	Copper Insert	SFC 16 (1/2")	Supports soft copper piping to ensure proper sealing between pipe and valve
	Tamper-Proof Reinforced Collar	2TRVPC	Held in place by two screws, it provides protection against vandalism in public places
	Theft-proof Ring	2TRVTPR	Protects against theft of the TRV head and prevents tampering without hindering adjustments
	Limiting Clip	2TRVLCSTD	Limits the maximum and minimum temperature or locks at a desired temperature. Two are supplied with every TRV II head.

heating through innovation.



Myson Warranty


Myson warrants your Radiator Valves for a Full Five Years against the following manufacturing defects:

1. Myson warrants the plated or painted finish of your Radiator Valves to be free of manufacturing defects for five years from the date of installation. This means your Radiator Valves finish will not crack, split, peel or flake from the surface of the rails.
2. Myson warrants the brazed connections and the tubing of your Radiator Valves to be free from leaks for five full years from the date of installation.

For complete details on the Myson Warranty, please contact Myson at 1-800-698-9690.

Myson will repair or replace at our discretion any product which fails under these categories. We do not accept liability for any labor cost involved. Should a problem occur, please do not hesitate to contact us.

We wish you years of satisfaction and comfort from your Myson Radiator Valves.



heating through innovation.